



Piet Mondrian


Piet Mondrian

- Born in the Netherlands in 1872 and died in 1944.
- Early in his career he concentrated on painting realistic landscapes, still life, and portraits.



Piet Mondrian

- In 1911 he saw an exhibit of art from Cubist painters, such as Pablo Picasso and decided to change his style of painting.
- He sought to eliminate “the world of nature and man” from his paintings.



Pablo
Picasso






Piet Mondrian

- Mondrian's painting style became more and more abstract over the course of several years.



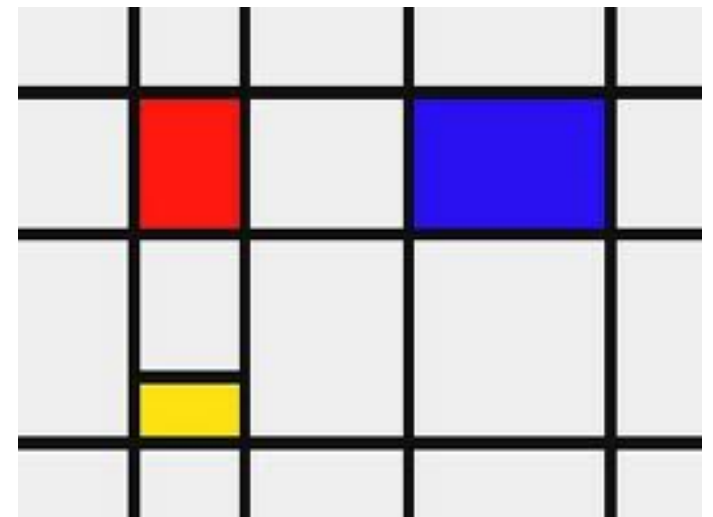
Piet Mondrian

- Eventually reducing his art to the basic elements like Non-Objective Art.



Non- Objective Art

- Also known as Non-Representational Art.
- Art having no recognizable subject matter (no objects).
- Based on artist manipulation of the elements of art: line, shape, color, value, texture, space, form and the principals of design: balance, contrast, emphasis, movement, pattern, rhythm, and unity.
- What Elements of art did Mondrian use in this painting?
- What Principles of Design were used in this painting?



Mondrian's Legacy

- Piet Mondrian was one of the most influential artists of the 20th century.
- Not only did his work inspire abstract painters, but it also influenced architecture, interior design, fashion, and the graphic arts.



Practice Mondrian's Style

- <http://www.stephen.com/mondrimat/index3.html>?
- Practice Mondrian's style and try not to have like colors touch.
- Screen shot your best examples.
- Command, shift, 4.





The controls are modest:
Click on the right 1/3 of a color block to split it across.
Click on the lower 1/3 of a block to split it up & down.
Click anywhere else in a block to change its color.
Drag the frame dividers to resize blocks.

BEGIN

Two square abstract compositions in a Mondrian style. The left composition features a large blue block on the left, a red block in the center, and a yellow block on the right, with black lines forming a grid. The right composition features a large black block on the left, a yellow block in the center, and a white block on the right, with blue lines forming a grid.

Mondrian Inspired Art



Mondrian Inspired Painting



LEARNING TARGETS:

- 1.) The artist can create a non-objective painting with reference to Piet Mondrian using a color scheme of primary colors and black and white within simplified lines and shapes.
- 2.) The artist can balance lines, shapes, and colors to create a unified painting.
- 3.) Craftsmanship was taken into consideration as all parts were nicely done as intended.
- 4.) Reflection: The artist shared their practice ideas and final masterpiece with the class.